

## DOME CAMERA

# TDC-427QS2/MF65

## 600TVL / D-WDR MOTORIZED DOME CAMERA



### - FEATURES -

- 1/3" SONY High-Resolution Super HAD II CCD
- 600TV Lines Horizontal Resolution
- Excellent Low Light Sensitivity of 0.3Lux/F1.2
- Day & Night
- Digital WDR : Digital Wide Dynamic Range
- DNR : Digital Noise Reduction
- HLC : High Light Compensation
- Blemish Compensation : 64 Points
- Lens Shading
- Motion Detection
- Privacy
- Built-in OSD Controller
- Motorized Zoom Lens f=6.0~50.0mm
- 3-Axis Gimbal Bracket
- Ø120 Dome

**Option :** RS-485 / Motion Output / Wall Mount Bracket  
Dual Voltage (DC 12V / AC 24V)



1/3 SONY  
SUPER HAD II CCD



DAY & NIGHT



DIGITAL  
WDR  
DIGITAL WIDE  
DYNAMIC RANGE



DNR  
DIGITAL NOISE  
REDUCTION



HLC  
HIGH-LIGHT  
COMPENSATION




AUTO IRIS



6.0-50.0mm  
MOTORIZED ZOOM

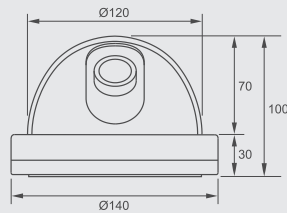
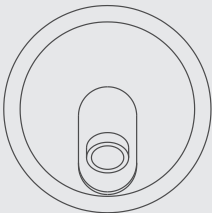


3-AXIS GIMBAL




DC 12V

### - DIMENSION -



### - 3-AXIS GIMBAL BRACKET -



- Camera Rotation : 360°
- Tilt Rotation : 100°
- Pan Rotation : 270°

### - POWER BOARD (Dual Voltage) -



- Video Loop-Out
- Dual Voltage (DC 12V / AC 24V)
- OSD Controller
- Pan Focus Controller

### - WALL MOUNT BRACKET -



MBR-120WM

### - SPECIFICATIONS -

TDC-427QS2/MF65		
Signal Format	NTSC	PAL
Horizontal Resolution	600TV Lines	
Image Sensor	1/3" SONY High-Resolution Super HAD II CCD	
Total Pixels	811(H) x 508(V)	795(H) x 596(V)
Effective Pixels	768(H) x 494(V)	752(H) x 582(V)
Scanning System	2:1 Interlace	
Synchronization	Internal	
Scanning Frequency	15.734 KHz(H), 59.94 Hz(V)	15.625 KHz(H), 50.00 Hz(V)
Video Output	CVBS : 1.0Vp-p/75Ω	
Min. Illumination	0.3Lux/F1.2	
Electronic Shutter	1/60 ~ 1/100,000 sec	1/50 ~ 1/100,000 sec
Iris Control	DC	
Signal to Noise Ratio	52dB (AGC Off, Weight On)	
Backlight Compensation	BLC / HLC / OFF	
White Balance	ATW1 (2,500°K ~ 9,500°K) / ATW2 (2,000°K ~ 11,000°K) / MANUAL / INDOOR / OUTDOOR	
Gain Control	LOW / HIGH / OFF	
DNR	ON / OFF (Level Adjustable)	
Day & Night	AUTO / COLOR / BW / EXT	
Digital WDR	ON / OFF	
Motion Detection	ON / OFF (4 Zone)	
Privacy	ON / OFF (8 Zone)	
Horizontal Mirror	ON / OFF	
Communication	RS-485	
Blemish Compensation	64 Points (Auto)	
Lens Shading	ON / OFF	
Parking Line	User Setting (LT, LB, RT, RB, F, N, T)	
OSD	Built-in (English, Chinese)	
Lens	Motorized Zoom Lens f=6.0-50.0mm	
Input Voltage	DC 12V (±10%)	
Power Consumption	Max. 4.4W	
Operating Temp/Hum	Temperature : -10°C ~ +50°C / Humidity : 30% ~ 80% RH	
Storage Temp/Hum	Temperature : -10°C ~ +50°C / Humidity : 30% ~ 80% RH	
Dimension	140(Ø) x 100(H)mm	
Weight	Approx. 380g	

In accordance with customers' request and OSD controller's option, the specifications can be fixed or changed without notice.