

DOME CAMERA

TDC-612S, TDC-624S

3-AXIS, WDR, DOME CAMERA



- FEATURES -

- 1/3" SONY Double Scan CCD
- Color : 560TV Lines, B/W : 700TV Lines
- Color : 0.3Lux/F1.2, B/W : 0.01Lux/F1.2, Sens-up (x256) : 0.0001Lux/F1.2
- Super WDR : Wide Dynamic Range (x128)
- DNR : Digital Noise Reduction
- DIS : Digital Image Stabilizer
- Motion Detection (8 Zone, Alarm Output)
- Varifocal Lens : 2.8~11.0mm DC

* **TDC-612SF** : Varifocal ICR Lens, DC 12V

* **TDC-624SF** : Varifocal ICR Lens, AC 24V / DC 12V

Option


- Varifocal Lens : 4.0~9.0mm DC



1/3 SONY DOUBLE SCAN CCD



COLOR



FILTER SWITCHING MECHANISM



DAY & NIGHT



WDR WIDE DYNAMIC RANGE



DNR DIGITAL NOISE REDUCTION



SENS-UP SENS-UP 0.0001 Lux



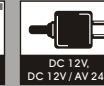
AUTO-IRIS



2.8-11.0mm VARI-FOCAL LENS

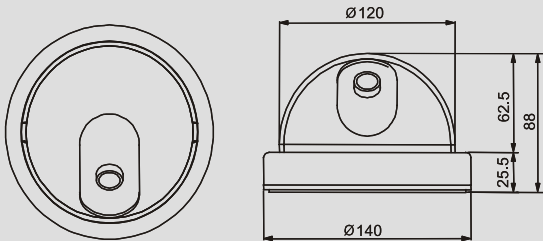


3-AXIS GIMBAL



DC 12V, DC 12V / AV 24V

- DIMENSION -



- 3 AXIS GIMBAL BRACKET -



- Camera Rotation : 360°
- Tilt Rotation : 100°
- Pan Rotation : 270°

- SPECIFICATION -

TDC-612S / TDC-624S	
Signal Format	NTSC PAL
Horizontal Resolution	Color : 560TV Lines, B/W : 700TV Lines
Image Sensor	1/3" SONY Double Scan CCD
Scanning Frequency	15.734KHz(H), 59.94(V) 15.625KHz(H), 50.00(V)
Synchronization	Internal
Video Output	CVBS : 1.0Vp-p/75Ω
Min. Illumination	Color 0.3Lux/F1.2, B/W 0.01Lux/F1.2, Sens-up 0.0001Lux/F1.2
Electronic Shutter	1/60 ~ 1/120,000 sec 1/50 ~ 1/120,000 sec
Signal to Noise Ratio	52dB (AGC Off, Weight On)
Backlight Compensation	WDR / BLC / OFF Selectable
White Balance	ATW / AWC / Manual / Outdoor (1,800°K~10,500°K) Indoor (4,500°K~8,500°K)
Wide Dynamic Range	52dB (x128)
Sense-up	AUTO / OFF (selectable x2 ~ x256)
Gain control	LOW / HIGH / OFF Selectable
DNR	ON / OFF (1-32 Level Adjustable)
Motion Detection	ON / OFF (8 Zone, ALARM Output)
Privacy	ON / OFF (8 Zone)
Mirror (H-REV)	ON / OFF
Flip (V-REV)	ON / OFF
Freeze	ON / OFF
Sharpness	ON / OFF (Level Adjustable)
D&N Selection	COLOR / BLACK & WHITE / AUTO / EXT
DIS	ON / OFF
Digital Zoom	ON (x2 ~ x10) / OFF
OSD	Built-in (Korean, English, Japanese)
Blemish Compensation	256 point (Even 128 Point, ODD 128 Point)
Lens	Fixed Lens 3.6mm
Input Voltage	TDC-612S : DC 12V (±10%), TDC-624S : AC 24V / DC 12V (±10%)
Power Consumption	Max. 2.4W
Operating Temp/Hum	-10°C to +50°C / 30% to 80% RH
Storage Temp/Hum	-20°C to +60°C / 20% to 90% RH
Dimension	140(Φ) x 88(H) mm
Weight	200g