

TDE-224QS

24PCS IR LED COLOR DOME CAMERA



IP66



- FEATURES -

- 1/3" SONY DSP Super HAD CCD
- 550TV Lines Horizontal Resolution
- 24pcs IR LED (Day & Night)
- IR LED Off : 0.002Lux (Sens-up), IR LED On : 0.000Lux
- DNR : Digital Noise Reduction
- Visibility Range : 15~20m
- Board Lens : 3.6mm/F2.0
- IP 66



1/3 SONY DSP SUPER HAD CCD



COLOR



3.6mm BOARD LENS



24pcs IR LED



DNR DIGITAL NOISE REDUCTION



SENS-UP 0.002 Lux



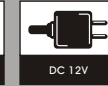
DAY & NIGHT



AUTO-IRIS

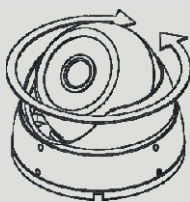
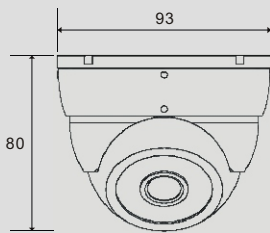


IP 66

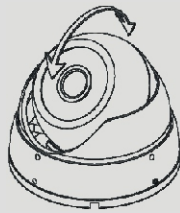


DC 12V

- DIMENSION -



PANNING UPTO 360°



TILTING 10°~90°

- SPECIFICATIONS -

TDE-224QS		
Signal Format	NTSC	PAL
Horizontal Resolution	550TV Lines	
Image Sensor	1/3" SONY DSP Super HAD CCD	
Scanning System	525 lines Interlaced	625 lines Interlaced
Synchronization	Internal	
Video Output	CVBS : 1.0Vp-p / 75	
Min. Illumination	LED Off : 0.002Lux (Sens-up), LED On : 0.000Lux	
Electronic shutter	1/60 ~ 1/120,000 sec	1/50 ~ 1/120,000 sec
Signal to Noise Ratio	50dB or more (AGC Off)	
Backlight Compensation	ON	
Gain Control	ON	
DNR	ON	
Sens-up	OFF / AUTO (x128)	
Gamma	0.45	
Housing Material	Metal	
Input Voltage	DC 12V (±10%)	
Power Consumption	LED Off : Max. 2.4W, LED On : Max. 4.8W	
Operating Temperature	-25°C to +75°C	
Operating Humidity	Under 90% Non-condensing	
Lens Option	Board Lens 2.9 / 3.7 / 6.0 / 8.0 / 16.0mm	
Dimension	93(Φ) x 80(H)mm	
Weight	Approx. 380g	