

VANDAL PROOF DOME CAMERA

TDE-W218QF

18PCS IR LED VANDAL PROOF DOME CAMERA



IP66



- FEATURES -


- 1/3" SONY High-Resolution Super HAD CCD
- 550TV Lines Horizontal Resolution
- Color 0.3Lux, LED On 0Lux
- 18pcs IR LED for nigh vision
- True Day & Night : Filter Switching Mechanism Built-in
- OSD Built-in
- Visibility Range : 10~15m
- ICR Lens 2.8~11.0mm
- Vandal Proof Dome Housing
- IP-66 Weatherproof Type



1/3 SONY SUPER HAD CCD



COLOR



FILTER SWITCHING MECHANISM



DAY & NIGHT



2.8-11.0mm VARI-FOCAL LENS



18pcs IR LED

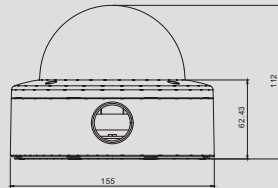
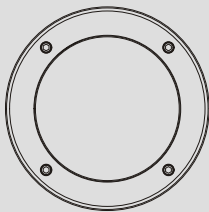


IP 66




DC 12V

- DIMENSION -



- 3 AXIS GIMBAL BRACKET -



- Camera Rotation : 360°
- Tilt Rotation : 100°
- Pan Rotation : 270°

- WALL MOUNT BRACKET -



MBR-401WM

- SPECIFICATIONS -

TDE-W218QF		
Signal Format	NTSC	PAL
Horizontal Resolution	550TV Lines	
Image Sensor	1/3" SONY High-Resolution Super HAD CCD	
Effective Pixels	768(H) x 494(V)	752(H) x 582(V)
Scanning System	2:1 Interlace	
Synchronization	Internal	
Scanning Frequency	15.734 KHz(H), 59.94 Hz(V)	15.625 KHz(H), 50.00 Hz(V)
Video Output	CVBS : 1.0Vp-p/75Ω	
Min. Illumination	IR LED Off : 0.3Lux/F1.2, IR LED On : 0.000Lux/F1.2	
Electronic Shutter	1/60 ~ 1/100,000 sec	1/50 ~ 1/100,000 sec
Signal to Noise Ratio	45dB or more (AGC Off)	
Backlight Compensation	ON / OFF	
White Balance	AUTO	
Gain Control	AUTO	
Gamma	0.45	
Flickerless	ON / OFF	
Lens	ICR DC Varifocal Lens : f=2.8~11.0mm	
Housing Material	Metal, IP-66	
Input Voltage	DC 12V (±10%)	
Power Consumption	LED Off : Max. 2.4W, LED On : Max. 3.6W	
Operating Temperature	-10°C to +55°C	
Storage Temperature	-20°C to +70°C	
Operating Humidity	Under 85% Non-condensing	
Storage Humidity	Under 90% Non-condensing	
Dimension	155(Φ) x 112(H)mm	
Weight	Approx. 950g	
Option	Wall Mount Bracket (MBR-401WM)	