

# VANDAL PROOF DOME CAMERA

## TDE-W242QSW

### WDR 42PCS IR LED DOME CAMERA



# IP66



#### - FEATURES -


- 1/3" SONY Double Scan CCD
- High Resolution
  - Color : 560TV Lines, B/W : 700TV Lines
- 42pcs IR LED (Day & Night)
  - Visibility Range (Night) : 30~40m
- Low light Sensitivity : IR LED Off 0.0001Lux (Sens-up at night), IR LED On 0.000Lux
- Super WDR : Wide Dynamic Range
- DNR : Digital Noise Reduction
- DIS : Digital Image Stabilizer
- Sens-up : x256
- True Day & Night : Filter Switching Mechanism Built-in
- ICR Lens f=2.8~11.0mm
- IP 66 Weatherproof Type
- Vandal Proof Dome Housing



1/3 SONY DOUBLE SCAN CCD



COLOR



FILTER SWITCHING MECHANISM



DAY & NIGHT



WDR WIDE DYNAMIC RANGE



DNR DIGITAL NOISE REDUCTION



SENS-UP SENS-UP 0.0001 Lux



42pcs IR LED



2.8-11.0mm VARI-FOCAL LENS

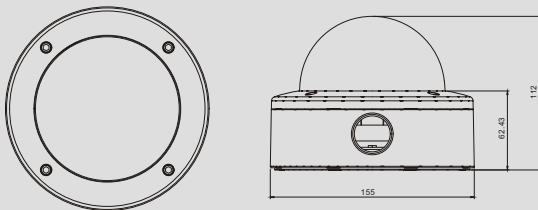


IP 66




DC 12V

#### - DIMENSION -



#### - 3 AXIS GIMBAL BRACKET -



- Camera Rotation : 360°
- Tilt Rotation : 100°
- Pan Rotation : 270°

#### - WALL MOUNT BRACKET -



MBR-401WM

#### - SPECIFICATIONS -

TDE-W242QSW		
Signal Format	NTSC	PAL
Horizontal Resolution	Color : 560TV Lines, B/W : 700TV Lines	
Image Sensor	1/3" SONY Double Scan CCD	
Effective Pixels	768(H) x 494(V)	752(H) x 582(V)
Scanning System	2:1 Interlace	
Synchronization	Internal	
Scanning Frequency	15.734 KHz(H), 59.94 Hz(V)	15.625 KHz(H), 50.00 Hz(V)
Video Output	CVBS : 1.0Vp-p/75Ω	
Min. Illumination	Color : 0.3Lux/F1.2, B/W : 0.01Lux/F1.2, Sens-up : 0.0001Lux/F1.2	
Electronic Shutter	1/60 ~ 1/120,000 sec	1/50 ~ 1/120,000 sec
Signal to Noise Ratio	52dB (AGC Off, Weight On)	
Backlight Compensation	WDR / BLC / OFF Selectable	
White Balance	ATW / AWC / MANUAL / Outdoor (1,800°K ~ 10,500°K) Indoor (4,500°K ~ 8,500°K)	
Gain control	LOW / HIGH / OFF Selectable	
DNR	ON / OFF (1-32 Level Adjustable)	
Day & Night	COLOR / BLACK & WHITE / AUTO / EXT	
Sens-up	AUTO / OFF (Selectable x2 ~ x256)	
Wide Dynamic Range	52dB (x128)	
DIS	ON / OFF	
Digital Zoom	ON (x2 ~ x10) / OFF	
Motion Detection	ON / OFF (8 Zone, ALARM Output)	
Privacy	ON / OFF (8 Zone)	
Mirror (H-REV)	ON / OFF	
Flip (V-REV)	ON / OFF	
Freeze	ON / OFF	
Sharpness	ON / OFF (Level Adjustable)	
OSD	Built-in (Chinese, English, French, German, Italian, Japanese, Korean, Spanish)	
Input Voltage	DC 12V (±10%)	
Power Consumption	LED OFF : Max. 2.4W, LED On : Max. 7.0W	
Operating Temp/Hum	-10°C to +50°C / 30% to 80% RH	
Storage Temp/Hum	-20°C to +60°C / 20% to 90% RH	
Dimension	155(Φ) x 112(H)mm	
Weight	Approx. 950g	
Option	Wall Mount Bracket (MBR-401WM)	